



Picus[®] 2

Electronic Pipette

Simplifying Progress

SARTORIUS

Picus® 2

Make It Yours

Picus® 2 pipettes offer reliable performance while being kind to your hand. The unmatched ergonomic design reduces strain while ensuring reproducible pipetting results. Save time in the lab with easily accessible pipetting modes and customizable programs for popular applications. It is intuitive to use (like a mechanical pipette) but offers advanced options for experienced users, meaning anyone from an intern to an expert can use Picus® 2. Just pick it up, switch it on and start pipetting!

Picus® 2 is available in single-channel models, covering a volume range of 0.2 µL to 10,000 µL, and in multichannel models from 0.2 µL to 1,200 µL.



Achieve reliable results

The precise electronic pipetting system of Picus® 2 pipettes enable reproducible pipetting results for every user. The built-in plate tracker increases reliability in microwell plate dispensing. Repeated blowout function ensures recovery of even the last drops of your sample. A calibration adjustment feature enables maximal accuracy even with difficult liquids.

Be kind to your hand

Achieve truly effortless pipetting thanks to the uniquely lightweight (only 100 grams) and streamlined design of Picus® 2. The conveniently located soft-touch operating button and electronic tip ejection reduce muscle strain for left- and right-handed users. Comfortable handle design and finger hook let the Picus® 2 pipette rest lightly in your hand.

Connect for the future

The Sartorius pipetting mobile app is your handy companion for sample preparation workflows and pipette management. To stay up to date, use the Pipetting app to update your Picus® 2 pipettes with the latest features. Open connectivity enables you to integrate Picus® 2 into of an existing system.

Speed up your work

Speed up repetitive, serial dispensing tasks and reduce the risk of manual error by using the multiple pipetting modes. Save valuable time and remove the guesswork with intuitive volume setting and menu navigation using the unique adjustment wheel.



Adjustment wheel enables extremely fast volume setting and easy menu navigation



Ergonomic one-handed operation that suits left- and right-handed users



Microwell Plate Tracker - keep track of the next well on a 96- or 384-well plate for accurate pipetting



Large easy-to-read display – beautiful multi-color display shows all information pertaining to your active pipetting step



Language options – select from a range of language choices



Electronic tip ejection - electronic system effortlessly removes tips to protect your hand from unnecessary strain



Optiload for Perfect Tip Sealing - load tips with an equal constant force to every channel

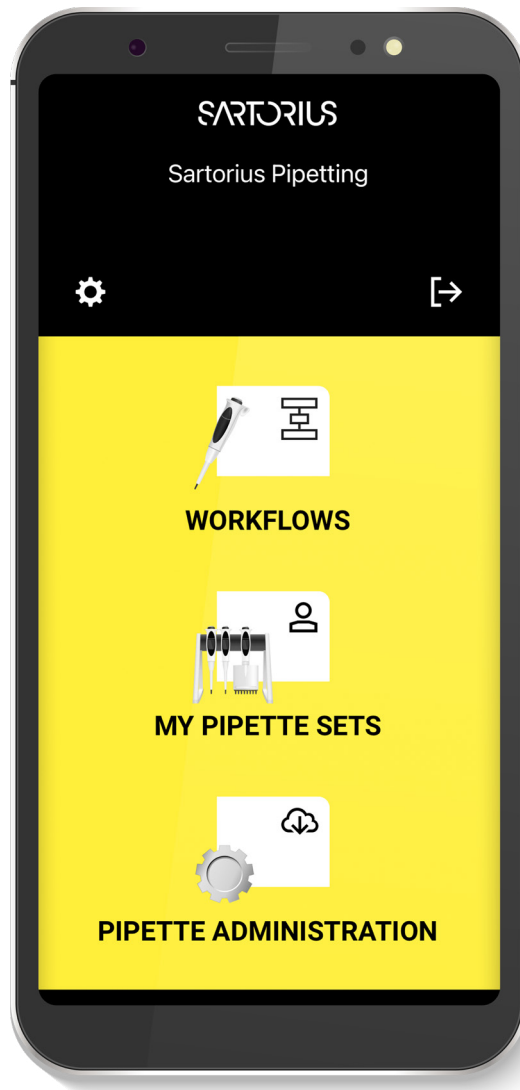


Sartorius Pipetting App

A must-have for all Picus® 2 pipette users, the Sartorius Pipetting app is your handy companion for sample preparation workflows and pipette management. To stay up to date, use the Pipetting app to update your Picus® 2 pipettes with the latest features. Whether you are a seasoned scientist or a novice in the field, this app offers accuracy and reproducibility for your liquid handling workflows.

The app features an ever-growing database of configurable protocols that can be adapted according to your specific application. The app provides step-by-step guidance for various workflows, and when used with Picus® 2 pipettes, it automatically selects the correct settings. Complete your workflow using Picus® 2 pipettes, other electronic pipettes, or any mechanical pipette and export the logfile for your records.


Visit www.sartorius.com for updated list of workflows.



Open connectivity

Do you already have a lab operating system? You can integrate Picus® 2 pipettes to an existing system thanks to open connectivity, send commands to a pipette and receive back pipetting data. For more details, contact your Sartorius representative.

Download the App:



Safety Features

Service and Calibration Reminders

Pipettes are precision instruments that must be serviced and calibrated regularly, according to GLP guidelines and ISO standards. The Picus® 2 can be programmed with service and calibration reminders. Maintaining and calibrating your pipettes regularly is critical to ensure the quality and accuracy of your results.

Password Protection

Two-level password protection and distinct administrator and user profiles for Picus® 2 pipettes prevent unauthorized modifications to pipette settings and can be used to restrict access to specific individuals or groups. This feature ensures pipetting is carried out per the right method, regulations or laboratory guidelines. Passwords are an optional feature that can remain inactive when extra protection is not necessary.

Pipette Locking

The pipette locking feature stops others from using the pipette while it is awaiting service or cleaning. This prevents any risks to data quality due to accidental use of an off-line pipette. When password protection is enabled, the administrator’s password is required to unlock the pipette.

Calibration Adjustment

Adjustment can be done in 1, 2 or 3 points, and up to five adjustment settings can be saved in Picus® 2 memory.

Battery and Charging

The battery typically lasts for a full working day and can be fully recharged in an hour. Picus® 2 pipettes can be charged with a single pipette charging stand, a four-pipette carousel stand or with a USB cable, while the pipette is in use.

Easy to Clean

Cleaning pipettes is an essential part of good laboratory practices. Picus® 2 pipettes are easy to open and clean. Thanks to the high-quality materials, you can decontaminate the lower pipette components by autoclaving (excluding 1,200 µL multichannel models), with UV or with disinfectants.

Exchangeable Safe-Cone filters for the pipette tip cones are a cost-effective solution to prevent cross-contamination between the sample and the internal parts of the pipette. Safe-Cone filters can be used with standard tips as a protective barrier.

Sartorius Optifit and SafetySpace Filter Tips

Sartorius pipettes and tips are designed to be an optimally compatible system. To fully optimize the performance of the Picus® 2 pipette, we recommend selecting Sartorius pipette tips for your laboratory.















The high-quality standard Optifit tips are the preferred choice for a wide range of laboratory applications and pipetting tasks, while the Safetyspace Filter tips ensure contamination-free operation. The broad selection of tip packaging and purity options allows you to choose the product that best suits your laboratory settings.

For optimal accuracy and precision, it is important to calibrate your pipette using the pipette tip you plan to use (e.g. standard, pre-sterilized, or filter tip).

Pipetting modes table

Pipetting modes	Advanced functions (ADV)							
	Plate Tracker	Mixing before aspiration	Mixing after dispensing	Counter	Excess volume adjustment	Auto dispensing	Repeated blow-out	Fast dispensing
Pipetting	■	■	■	■			■	
Multi-Dispensing	■	■		■	■	■		
Multi-Aspiration							■	
Reverse pipetting	■	■		■	■			
Sequential Dispensing		■		■	■	■		
Manual pipetting							■	
Diluting			■				■	
Titration								■

Ordering Information: Picus® 2

Picus® 2 Order Codes	Channels	Volume Range (µl)	Safe-Cone Standard	Filters Plus	Optifit Tips (µl)	SafetySpace Filter Tips (µl)
LH-747021	1 	0.2-10	-	-	10	10
LH-747041	1 	5-120	721008	721018	200	120
LH-747061	1 	10-300	721007	721017	350	300
LH-747081	1 	50-1,000	721006	721016	1,000	1,000
LH-747101	1 	100-5,000	721005	721015	5,000	5,000
LH-747111	1 	500-10,000	721005	721015	10,000	-
LH-747321	8 	0.2-10	-	-	10	10
LH-747341	8 	5-120	721008	721018	200	120
LH-747361	8 	10-300	721007	721017	350	300
LH-747391	8 	50-1,200	721006	721016	1,200	1,200
LH-747421	12 	0.2-10	-	-	10	10
LH-747441	12 	5-120	721008	721018	200	120
LH-747461	12 	10-300	721007	721017	350	300
LH-747491	12 	50-1,200	721006	721016	1,200	1,200

Pipette Stands and Charging Options

Order Code	Name
LH-735001	USB charging adapter
730981	Charging stand for 1 Picus® pipette
730991	Charging carousel for 4 Picus® pipettes
725620	Linear Stand (non-charging)

Contact Details:

Contact: