

Instructions for Use

Sartoclear Dynamics® Lab P15

For research use only



1000035705



SARTORIUS

Contents

1 Liability.....3

2 Product Description and Application.....3

3 Contents of the Kit.....4

4 Directions for Use4

5 Storage and Disposal.....6

6 Technical Specifications.....6

7 Ordering Information7

8 Application Support.....7

9 Return of Used Products.....7

1 Liability

The product described in this document is intended to be used for clarification and sterile filtration of mammalian cell cultures. Sartorius shall not assume any liability if the product is not used as intended. The use of this product for other applications or in a manner other than described in this user manual may result in personal injury or malfunction of the product. Please follow the user manual instructions to ensure your own safety and to obtain optimal filtration results.

In the interest of product development, we reserve the right to make changes without prior notice.

2 Product Description and Application

Sartoclear Dynamics® Lab P15 is a kit designed for clarification and sterile filtration of up to 15 mL of mammalian cell culture solutions.

Sartoclear Dynamics® Lab P15 eliminates the need for centrifugation to clarify your cell culture solution at the harvest step prior to sterile filtration.

The syringe delivered with this kit is pre-filled with 0.5 g of diatomaceous earth (DE) as a filter aid. It does away with handling and health issues associated with standard powder-based filter aids.

3 Contents of the Kit

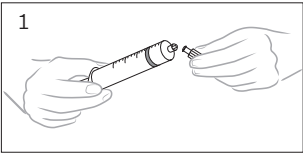
Components	Qty.
0.2 µm sterile filter, EO-sterilized	6
20 mL syringe containing 0.5 g of DE as a filter aid; with cap and filling tube	6
User manual	1
Certificate	1

4 Directions for Use

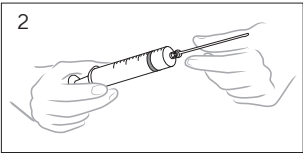
Requirements

- Wear protective eyewear.

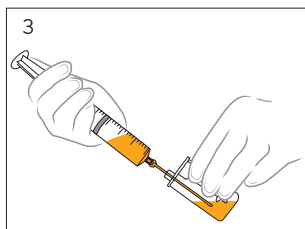
Procedure



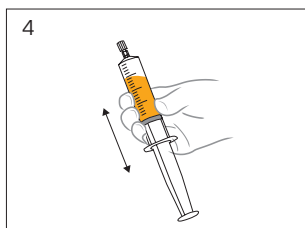
- Make sure the plunger is at or above the 5 mL mark. Pull gently on the plunger to ensure that the DE is not under pressure when opening the cap.
- Remove the syringe cap.
- Do not compress the DE powder!



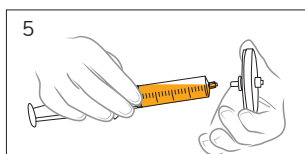
- Attach the filling tube to the syringe.



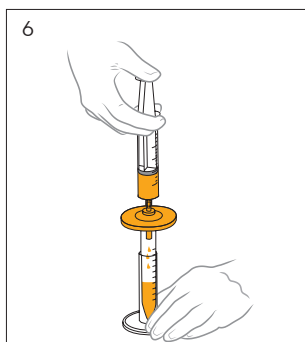
- ▶ Dip the filling tube in the solution and slowly pull the plunger of the syringe outward until it reaches the 20 mL mark.
- ▶ Then hold the plunger in the 20 mL position; the syringe barrel is now slowly filled with cell culture broth.



- ▶ Remove the filling tube, cap the syringe and shake it thoroughly to mix the broth with the DE powder.
- ▶ It is important that a slight amount of air remain in the syringe to obtain the best mixing results.



- ▶ Remove the cap and connect the sterile filter to the syringe.



- ▶ Keeping the syringe upright with the outlet of the sterile filter inside the collecting vial, push the plunger down slowly to filter the mixture of broth and DE.
- ▶ Prevent air from entering the filter until all the liquid has passed through.
- ▶ **Optional:** To maximize sample recovery after all visible liquid has been filtered, remove the syringe from the filter and draw in air, reconnect the syringe and use this air cushion to improve the yield.

5 Storage and Disposal

Store the Sartoclear Dynamics® Lab P15 at room temperature.

All components of the Sartoclear Dynamics® Lab P15 kit can be disposed of using regular waste removal methods in accordance with your local legislation.

Please note that the disposal method of the Sartoclear Dynamics® Lab P15 components may depend on the nature of the residual material originating from the solution filtered.

6 Technical Specifications

DE Syringe	
Syringe materials	Syringe barrel and plunger rod: polypropylene Stopper: latex free elastomer
Syringe cap	Polyamide
Filling tube material	Polypropylene
Filter aid	0.5 g highly pure diatomaceous earth (pharmaceutical-grade)
Sterile Filter	
Housing material	Polycarbonate
Prefilter material	100 % high-purity quartz; binder-free
Filter material	0.2 µm polyethersulfone
Filter diameter	61 mm
Filtration area	20 cm²
Connector inlet	Female Luer Lock

Sterile Filter	
Connector outlet	Male Luer Lock
Hold-up volume	Approx. 2.5 mL
Housing burst pressure	> 5 bar 72.5 psi
Sterilization	EO sterilization

7 Ordering Information

Product Name	Order Number
Sartoclear Dynamics® Lab P15	SDLP--0015-----C

8 Application Support

Contact your local Sartorius representative to obtain general information and technical specifications or contact one of our application specialists from around the globe who will be happy to support you.

9 Return of Used Products

All used materials must be properly sterilized before shipping to Sartorius. This will allow our staff to handle them with minimal risk during inspection of products. The law requires that a return shipment form (available through your local Sartorius representative) be completed prior to shipping of used filter materials.

Thank you for choosing this Sartorius product. We appreciate your business and look forward to serving your needs in the future.

Sartorius Lab Instruments GmbH & Co. KG
Otto-Brenner-Strasse 20
37079 Goettingen, Germany

Phone: +49 551 308 0
www.sartorius.com

The information and figures contained in these instructions correspond to the version date specified below.

Sartorius reserves the right to make changes to the technology, features, specifications and design of the equipment without notice.

Masculine or feminine forms are used to facilitate legibility in these instructions and always simultaneously denote all genders.

Copyright notice:

These instructions, including all components, are protected by copyright.

Any use beyond the limits of the copyright law is not permitted without our approval.

This applies in particular to reprinting, translation and editing irrespective of the type of media used.

Last updated:

11 | 2025